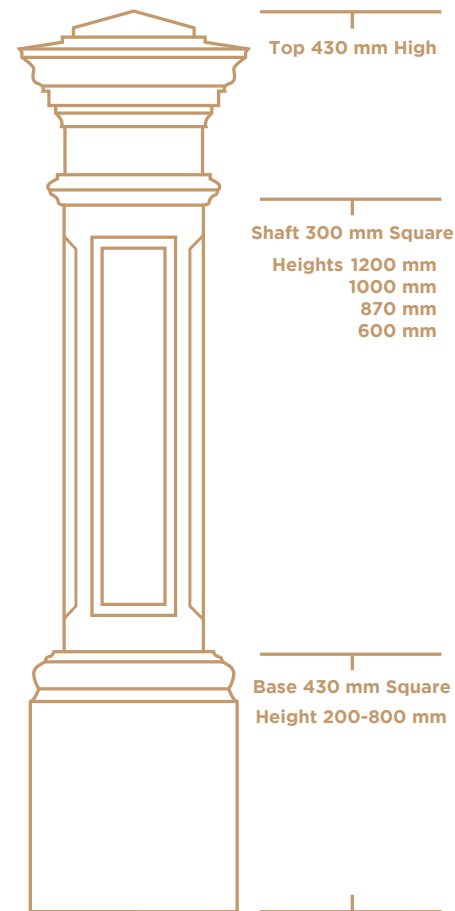




# PRECAST CONCRETE FENCING CATALOGUE

[FORMHOMEIMPROVEMENTS.COM.AU](http://FORMHOMEIMPROVEMENTS.COM.AU)





# P73

*Small*

P73 is our smaller pillar in the range.

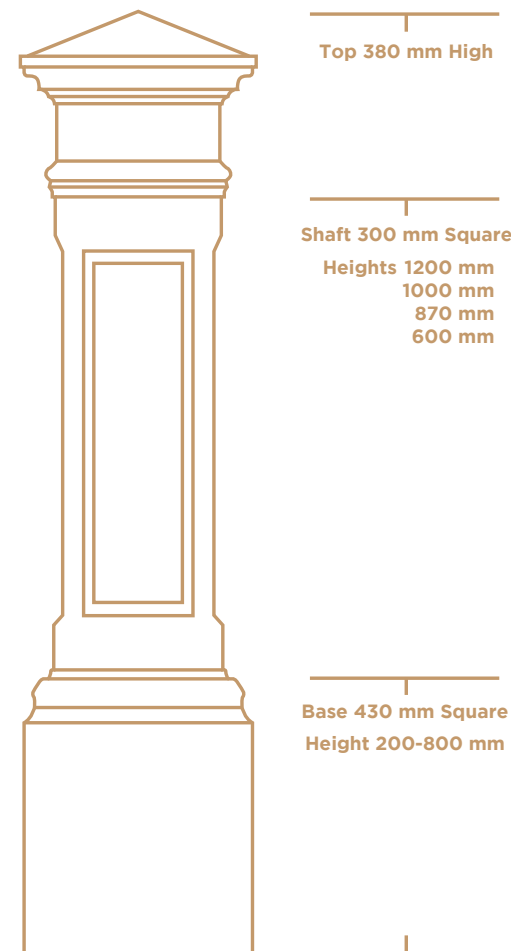
It is ideal for smaller frontages, when there is a higher amount of pillar frequency in the fence or when the house is within a close proximity to the front boundary.



# P73







# FS73

*Small*

FS73 is our smaller pillar in the range.

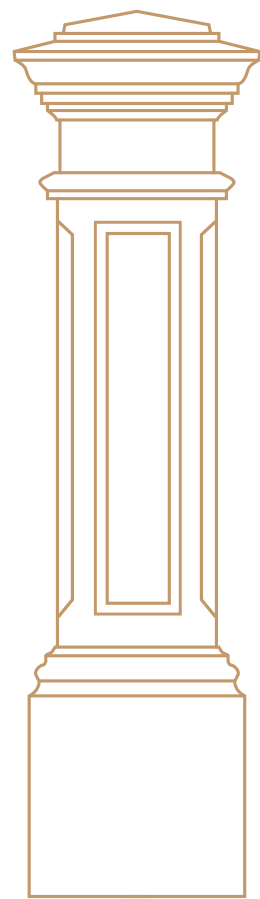


It is ideal for smaller frontages, when there is a higher amount of pillar frequency in the fence or when the house is within a close proximity to the front boundary.



# FS73







Top 450 mm High

Shaft 360 mm Square  
Heights 1500 mm  
1200 mm  
1000 mm  
800 mm  
600 mm

Base 490 mm Square  
Height 200-700 mm

## P72

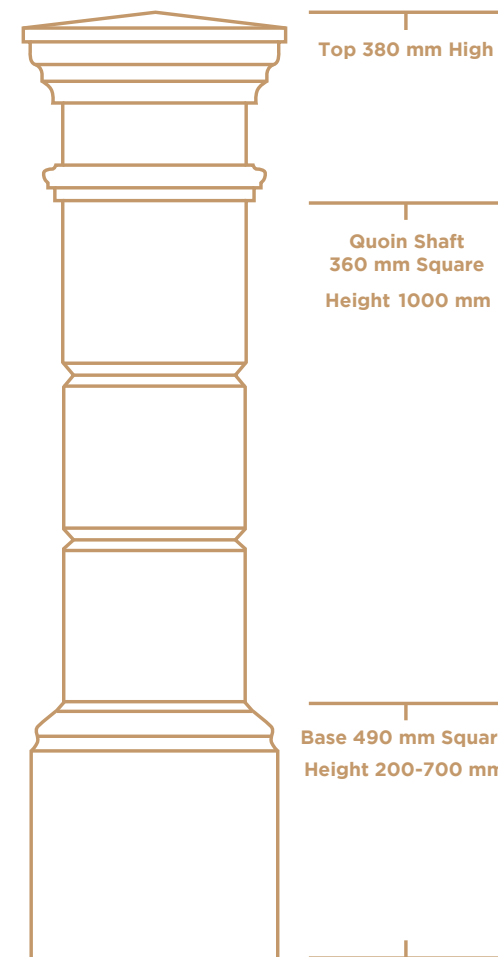
Medium

The P72 is our middle sized pillar in the traditional range.

It is ideal for being able to minimise the frequency of pillars across a smaller frontage, adding character and size without taking away from the home. Also ideal for a larger frontage with a higher pillar frequency.

# P72





# FS72

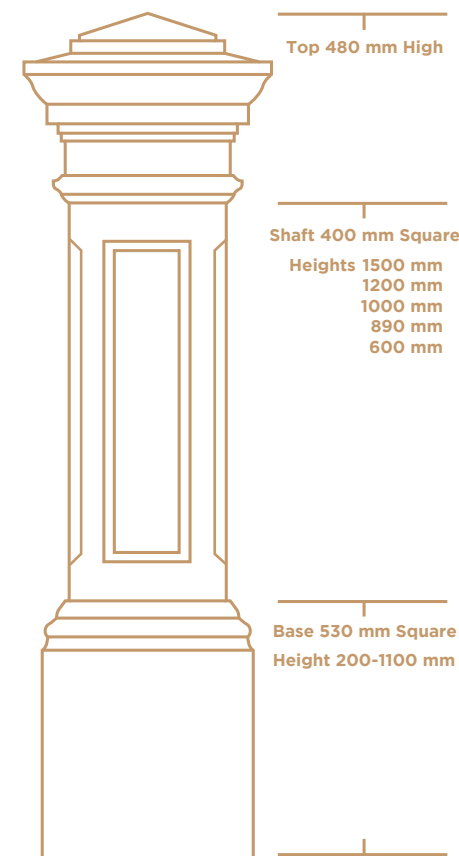
*Medium*

The FS72 is our middle sized pillar in the traditional range.

It is ideal for being able to minimise the frequency of pillars across a smaller frontage, adding character and size without taking away from the home. Also ideal for a larger frontage with a higher pillar frequency.







P71

*Large*

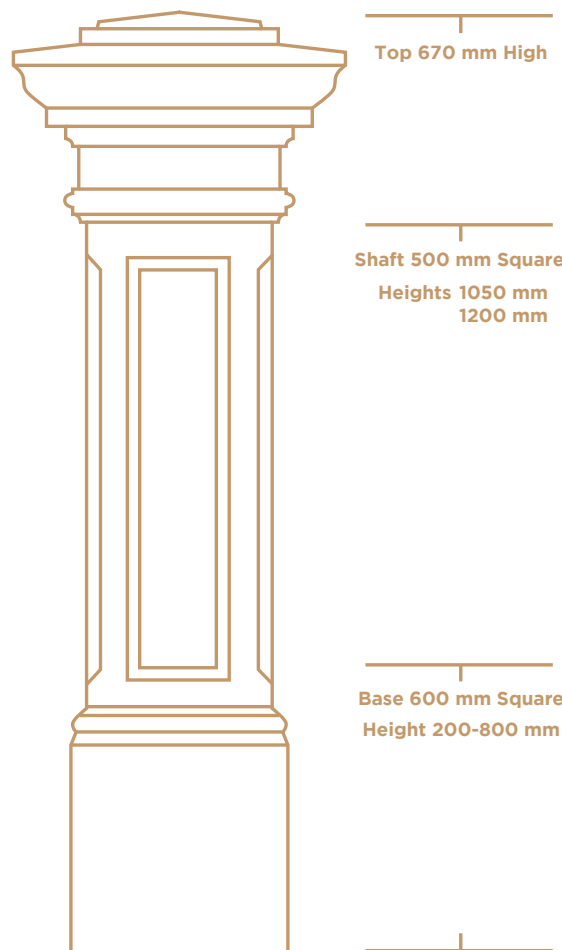
The P71 is our larger sized pillar in the traditional range.

It is used predominately on homes of a grander scale. Ideally sized and designed to be able to lessen the frequency of pillars whilst maintaining character and not detracting from the house itself.

P71







# P70

*Extra Large*

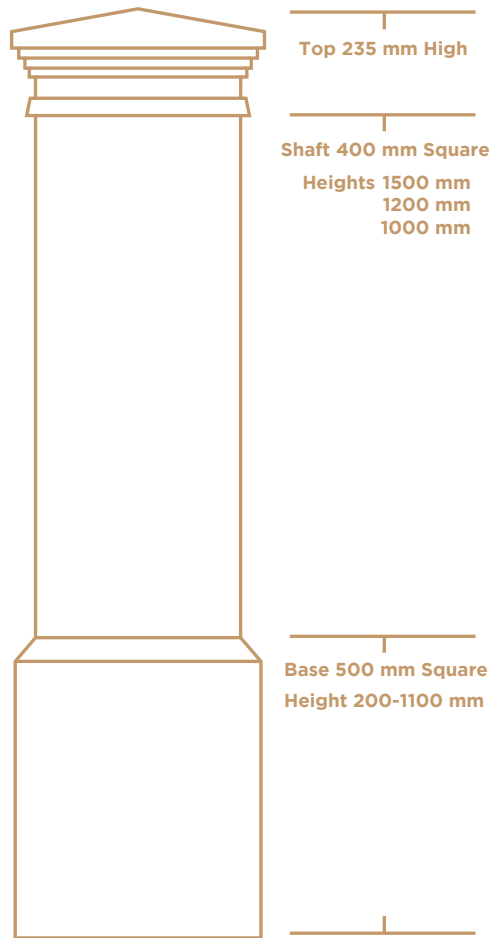
The P70 is our grander pillar, reserved for homes and properties of substantial size. This pillar has presence and is ideal for making a statement of your front boundary.

Should be used less frequent and at a height of between 2300mm - 2600mm to maintain proper proportions.

# P70








# JP

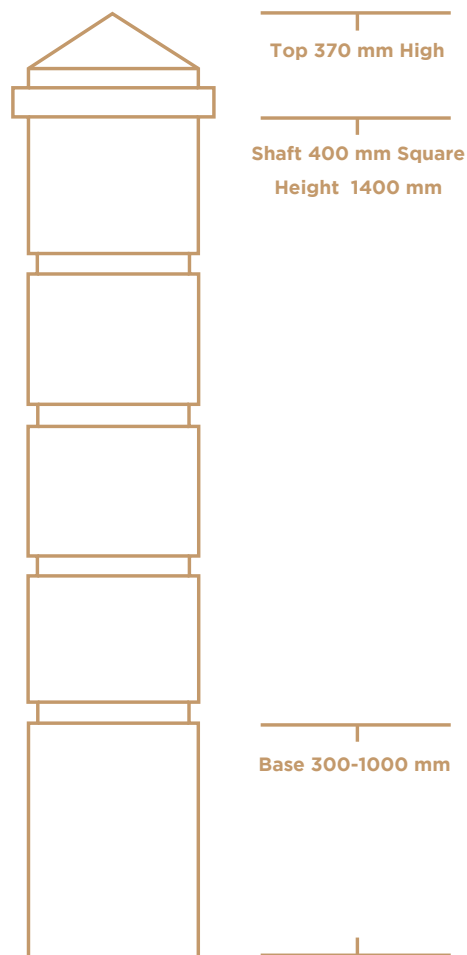
*Large*

The JP Pillar is designed to cater for the modern home with a traditional flare. It's big enough in size to have larger spans between pillars and maintain character of both pillar and house.



# JP PILLAR





# QUOIN PILLAR

The Quoin pillar is an ideal choice to create a classic look with the simplicity of straight edges, or to replicate quoin work found pre-existing on the home.

Being only 400mm wide it is designed to be used at a medium to high density, 2500mm-4500mm spacings.







# PLAIN PILLAR

Height 1000 - 2200 mm

Widths 300 mm  
350 mm  
400 mm  
450 mm  
500 mm

The Plain pillar has very straight and sharp edges reflecting modern design. Their variability in width and height means they can be designed to be as frequent or infrequent as one requires to create a fence that compliments the home.







# PLAIN PILLAR

*with  
Recessed Top*

Pillar Widths 300 mm  
350 mm  
400 mm  
450 mm  
500 mm




The Plain pillar with a recessed top has very straight and sharp edges reflecting modern design. Their variability in width and height means they can be designed to be as frequent or infrequent as one requires to create a fence that compliments the home.



# Plain Pillar with Recessed Top





**FormHomeImprovements.com.au**  
**admin@FormHomeImprovements.com.au**

**10 Glen Stuart Road, Magill SA 5072**  
**Call us for appointments: 8333 2225**

